



pennsylvania
TRANSFER AND ARTICULATION CENTER

PA TRAC Widget

Adding the Power of PA TRAC
to your Website

Table of Contents

Introduction to the PA TRAC Widget

3

Using the Widget Builder

5

Adding the Widget to your Site

10

Student View of Equivalencies on Widget

11

Help and Support

16

Introduction to the PA TRAC Widget

A Widget is a window to PA TRAC equivalency information that is embedded in your institution's own website. A Widget allows your institution's website visitors to search for equivalencies contained in the PA TRAC database without leaving your website.

The screenshot shows the Clarion University website. The top navigation bar includes links for HOME, APPLY NOW, VISIT US, GIVE TO CLARION, EMERGENCY INFO, CLARION TOOLS, LIBRARY, CONTACT US, and QUICK LINKS. Below this is a secondary navigation bar with categories: FUTURE STUDENTS, FAMILIES & COUNSELORS, ALUMNI & FRIENDS, STUDENTS, FACULTY & STAFF, VIRTUAL CAMPUS, and VENANGO CAMPUS. The main content area is titled "Transfer Student Resources" and includes a search bar with tabs for "By Institution", "By Location", and "By Equivalencies". The search results list several colleges with their locations and the number of equivalent credits:

College Name	Location	Equivalency
Abraham Baldwin Agricultural College	Tifton, Georgia	1 equiv.
Academy of Art University	San Francisco, California	4 equivs.
Adams State College	Alamosa, Colorado	2 equivs.
Adelphi University	Garden City, New York	31 equivs.
Aiken Technical College		15 equivs.

Below the search results, there is a logo for PA TRAC - Transfer and Articulation Center and a link to "Click Here" to see a comprehensive list of courses and how they transfer to Clarion. The text explains that Clarion has developed transfer guides for regional community colleges and provides links for BCCC and BucksCCC.

The Widget is visible on your web page.

Introduction to the PA TRAC Widget

The screenshot shows the PA TRAC Widget interface. At the top, there are three tabs: "By Institution" (selected), "By Location", and "By Equivalencies". Below the tabs is a search bar with the label "Name:" and a "Search" button. The main content area displays a list of colleges with their names, locations, and the number of equivalent courses. The list includes:

College Name	Location	Number of Equivalencies
Abraham Baldwin Agricultural College	Tifton, Georgia	1 equiv.
Academy of Art University	San Francisco, California	4 equivs.
Adams State College	Alamosa, Colorado	2 equivs.
Adelphi University	Garden City, New York	31 equivs.
Aiken Technical College	Graniteville, South Carolina	15 equivs.

At the bottom of the widget, there is a footer that reads: "Visit PAcollegetransfer.com to create your student account and obtain comprehensive transfer information about transferring to or from participating Pennsylvania colleges and universities." Below the footer is the logo for "Pennsylvania Transfer and Articulation Council" (PTAC) with the text "Powered By" and "pennsylvania TRANSFER AND ARTICULATION COUNCIL".

The Widget allows visitors to your institution's own website to search for and view equivalency information contained in PA TRAC.

The Widget can be customized to match your website. The theme (color and font) and size of the Widget may be changed using the Widget Builder.

Using the Widget Builder

Customizing the widget for your institution is simple. The Widget Builder is available at widgets.pacollege-transfer.com.

[HOME](#) [EXAMPLES](#) [DESIGNER](#)

Welcome

The Widget Builder allows you to design small gadgets that you can add to your institution's website. These Widgets assist your visitors with real-time information from PAcollege-transfer.com. They are a great way to utilize your investment in PAcollege-transfer.com without having students leave your site.

Getting Started

Before you get started creating your own Widget you may want to view the examples page to see how the Widget can be used. When you are ready, creating a Widget for your website is an easy three-step process:

1. Select options such as your institution name, a theme, and a size on the designer screen.
2. Select the "Get Code" button.
3. Paste the code into an HTML page on your website.

[Get Started](#)

Click on Get Started.

Quick Links

[Widget Examples](#)

[Equivalency Widget Designer](#)

[Home](#)

Related

[PAcollege](#)

OR

To get started, click on **Equivalency Widget Designer**.

Using the Widget Builder

Customization Options

Institution: ⓘ

Direction: Receiver (to assist students transferring in)
 Sender (to assist students transferring out)

Width: 579 x Height: 400 ⓘ
Resize by dragging the lower right corner of the widget.

Theme: ▼

[Get HTML Code](#)

You will be presented with Customization Options.

Customization Options

Institution: ⓘ

Direction:
 Sender (to assist students transferring out)

Width: 579 x Height: 400 ⓘ
Resize by dragging the lower right corner of the Widget.

Theme: ▼ [Use a custom theme](#)

[Get HTML Code](#)

Begin typing your institution's name in the "Institution" field, then select your institution from the options displayed.

Using the Widget Builder

Customization Options

Institution: ⓘ

Direction: Receiver (to assist students transferring in)
 Sender (to assist students transferring out)

Width: 579 x Height: 400 ⓘ

Resize by dragging the lower right corner of the Widget.

Theme: ⓘ [Use a custom theme](#)

[Get HTML Code](#)

Select whether your institution is a Receiver or a Sender.

You will be able to adjust the size of the Widget by dragging the corner of the Widget preview.

Selecting a theme will change the color and font of the text, tabs, and background of the Widget.

Customization Options

Institution: ⓘ

Direction: Receiver (to assist students transferring in)
 Sender (to assist students transferring out)

Width: 579 x Height: 400 ⓘ

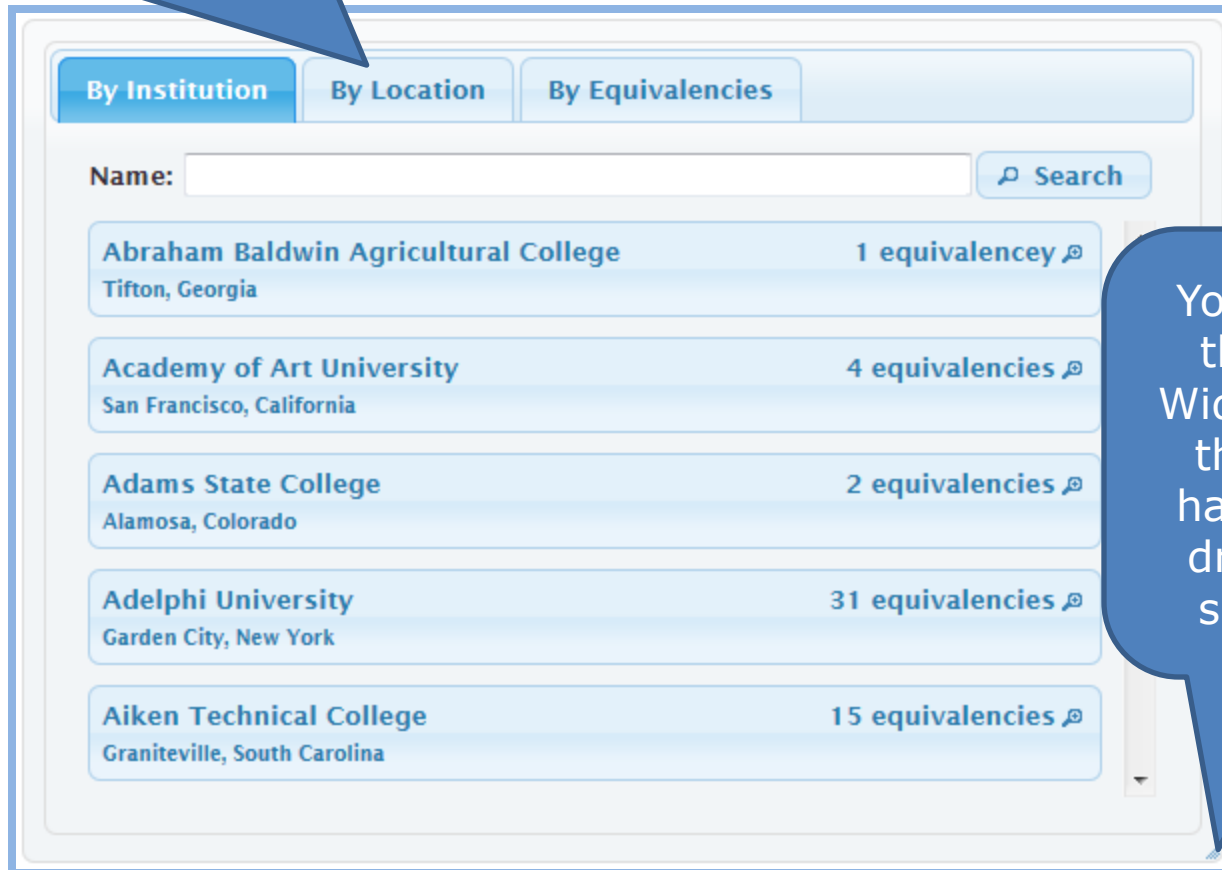
Resize by dragging the lower right corner of the Widget.

Theme: ⓘ [Use a custom theme](#)

Absolution
Aristo
Black Tie
Blitzer

Using the Widget Builder

As you change the Customization Options, the preview will update to reflect the options you have selected.



The screenshot shows the PA TRAC Widget Builder interface. At the top, there are three tabs: "By Institution" (selected), "By Location", and "By Equivalencies". Below the tabs is a search bar with the label "Name:" and a "Search" button. The main area displays a list of colleges with their names, locations, and the number of equivalencies. Each entry is in a light blue box with a small icon to the right of the equivalency count.

College Name	Location	Equivalencies
Abraham Baldwin Agricultural College	Tifton, Georgia	1 equivalency
Academy of Art University	San Francisco, California	4 equivalencies
Adams State College	Alamosa, Colorado	2 equivalencies
Adelphi University	Garden City, New York	31 equivalencies
Aiken Technical College	Graniteville, South Carolina	15 equivalencies

You may change the size of the Widget by clicking the lower right hand corner and dragging to the size you want.

Using the Widget Builder

The image shows a software interface for creating a widget. On the left, a window titled "Customization Options" contains the following settings:

- Institution: Clarion University of Pennsylvania
- Direction: Receiver (to assist students transferring in) and Sender (to assist students transferring out)
- Width: 579 x Height: 400
- Theme: Cupertino (with a "Use a custom theme" button)
- A "Get HTML Code" button is located at the bottom of this window.

On the right, a window titled "Your custom Widget code" displays the following HTML code:

```
<iframe style="width: 579px; height: 400px;"  
src="http://widgets.pacollege-transfer.com/EquipWidget?  
institution=619&name=Clarion University of  
Pennsylvania&theme=cdn/cupertino&direction=receiver&zip=16214"  
frameBorder="0"></iframe> <div><div style="font-size: smaller;">Visit <a  
href="http://www.PAcollege-transfer.com">PAcollege-transfer.com</a> to  
create your student account and obtain comprehensive transfer information  
about transferring to or from participating Pennsylvania colleges and  
universities.</div><a style="float: right;" title="Visit PaCollegeTransfer.com"  
href="http://www.PAcollege-transfer.com"></a><div style="clear: both;"></div></div>
```

At the bottom of the code window is an "Ok" button.

Once you have designed your Widget, click on **Get HTML Code.**

A window containing HTML code will appear. Copy the text and save it, then click on **Ok.**

Adding the Widget to Your Site

The code that you have copied may now be entered into the HTML of your website. The Widget will appear on the website where the code has been entered.

The screenshot shows the Clarion University website's 'Transfer Student Resources' page. The page has a yellow sidebar with navigation links, a main header with the university logo, and a top navigation bar. The main content area is titled 'Transfer Student Resources' and includes a search bar and three tabs: 'By Institution', 'By Location', and 'By Equivalencies'. The 'By Equivalencies' tab is selected, showing a list of colleges and their equivalent credit values. A blue callout box points to the 'By Equivalencies' tab.

By Institution	By Location	By Equivalencies
Abraham Baldwin Agricultural College Tifton, Georgia		1 equiv.
Academy of Art University San Francisco, California		4 equivs.
Adams State College Alamosa, Colorado		2 equivs.
Adelphi University Garden City, New York		31 equivs.
Aiken Technical College		15 equivs.

In this example, the Widget has been placed on the "Transfer Student Resources" page of the Clarion University website so that transfer students have quick access to equivalency information.

Student View of Equivalencies Using the Widget

Users may search for equivalencies by institution name, by location (distance from institution or zip code), or by number of equivalencies.

The screenshot shows the 'By Institution' search tab selected. The search bar is empty. Below the search bar, two results are displayed:

Institution Name	Location	Number of Equivalencies
Abraham Baldwin Agricultural College	Tifton, Georgia	1 equiv.
Academy of Art University	San Francisco, California	4 equivs.

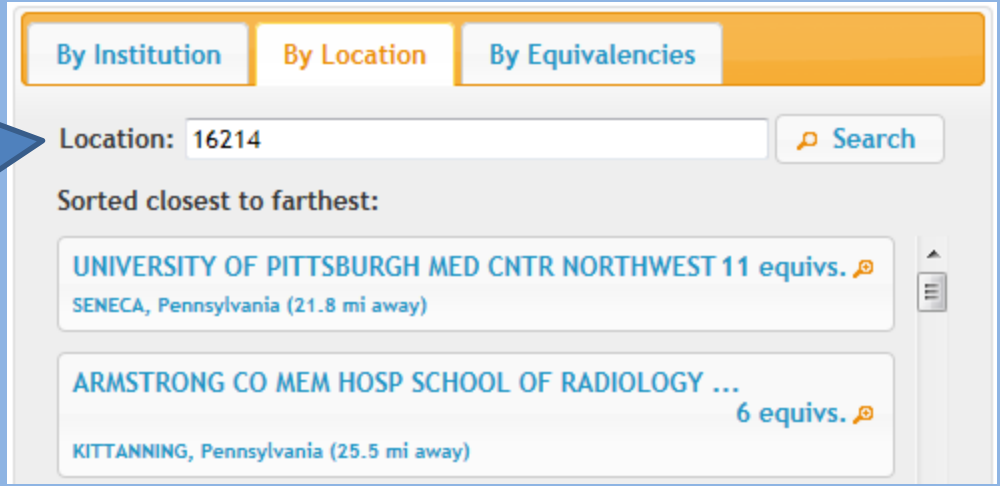
The screenshot shows the 'By Institution' search tab selected. The search bar contains the text 'Philadelphia'. Below the search bar, two results are displayed:

Institution Name	Location	Number of Equivalencies
Philadelphia University	Philadelphia, Pennsylvania	47 equivs.
Community College of Philadelphia	Philadelphia, Pennsylvania	490 equivs.

When searching by name, users may enter any portion of the institution's name and then click on search to obtain results.

Student View of Equivalencies Using the Widget

When searching by location, users may enter a zip code, city, or city abbreviation. The Widget will sort the results from closest to farthest. The default location is the zip code of your institution.



The screenshot shows the widget interface with three tabs: "By Institution", "By Location", and "By Equivalencies". The "By Location" tab is selected. A search input field contains "16214" and a "Search" button. Below the search field, the text "Sorted closest to farthest:" is displayed. Two search results are shown in a list:

- UNIVERSITY OF PITTSBURGH MED CNTR NORTHWEST 11 equivs. 🗨️
SENECA, Pennsylvania (21.8 mi away)
- ARMSTRONG CO MEM HOSP SCHOOL OF RADIOLOGY ... 6 equivs. 🗨️
KITANNING, Pennsylvania (25.5 mi away)

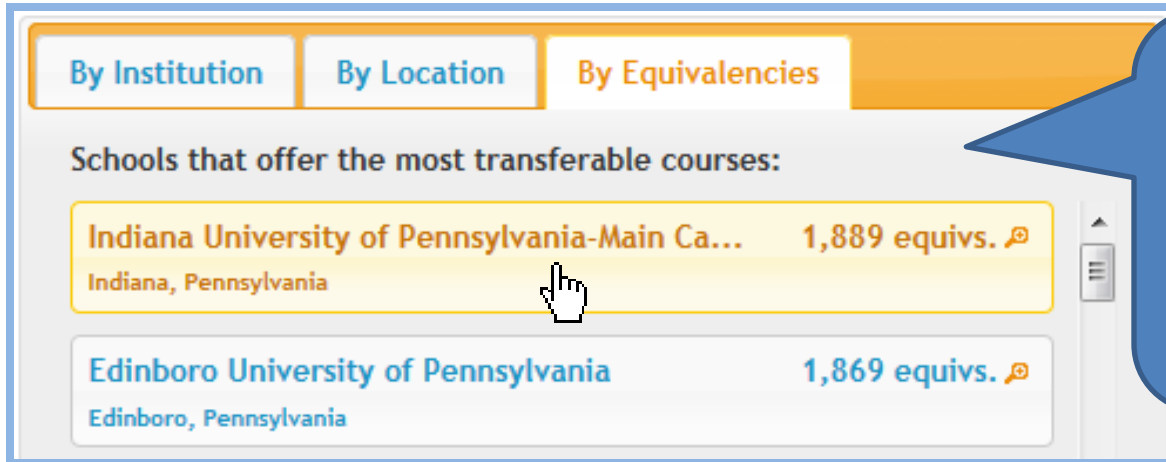


The screenshot shows the widget interface with three tabs: "By Institution", "By Location", and "By Equivalencies". The "By Equivalencies" tab is selected. The text "Schools that offer the most transferable courses:" is displayed. Two search results are shown in a list:

- Indiana University of Pennsylvania-Main Ca... 1,889 equivs. 🗨️
Indiana, Pennsylvania
- Edinboro University of Pennsylvania 1,869 equivs. 🗨️
Edinboro, Pennsylvania

When searching by equivalencies, users are presented with a list of institutions in order from the greatest number of equivalencies to the least.

Student View of Equivalencies Using the Widget

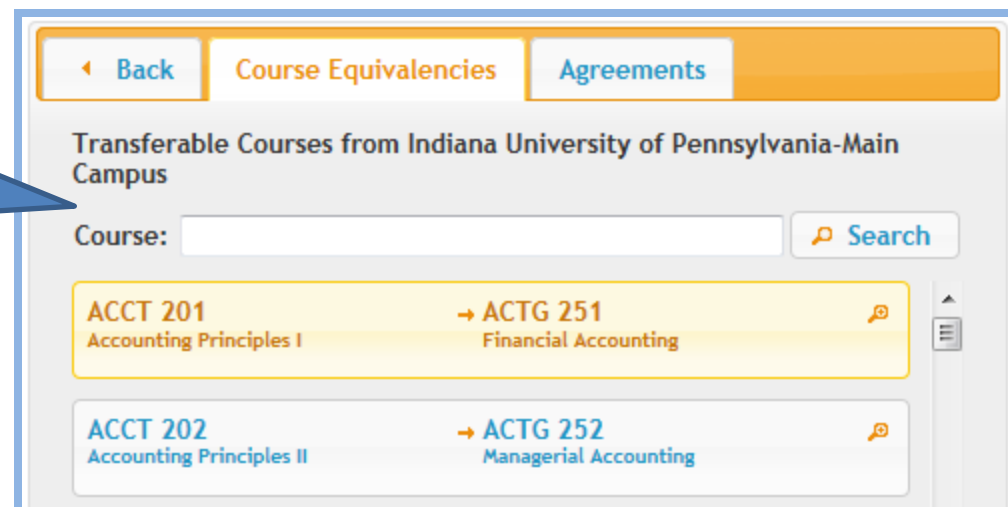


The screenshot shows a widget interface with three tabs: "By Institution", "By Location", and "By Equivalencies". The "By Institution" tab is selected. Below the tabs, the text reads "Schools that offer the most transferable courses:". There are two entries in a list:

- Indiana University of Pennsylvania-Main Ca...** 1,889 equivs. (with a magnifying glass icon)
- Edinboro University of Pennsylvania** 1,869 equivs. (with a magnifying glass icon)

The first entry is highlighted in yellow, and a mouse cursor is pointing at it. A blue callout bubble points to the first entry with the text: "When a user clicks on an institution, the Widget will display the course equivalency information for that institution."

This screen displays the results from the action described above.



The screenshot shows the results of clicking on the first institution. The widget has three tabs: "Back", "Course Equivalencies", and "Agreements". The "Course Equivalencies" tab is selected. The text reads "Transferable Courses from Indiana University of Pennsylvania-Main Campus". Below this, there is a search bar with the label "Course:" and a "Search" button. There are two entries in a list:

- ACCT 201** Accounting Principles I → **ACTG 251** Financial Accounting
- ACCT 202** Accounting Principles II → **ACTG 252** Managerial Accounting

The first entry is highlighted in yellow. A blue callout bubble points to the first entry with the text: "This screen displays the results from the action described above."

Student View of Equivalencies Using the Widget

◀ Back Course Equivalencies Agreements

Transferable Courses from Indiana University of Pennsylvania-Main Campus

Course: Search

ACCT 201 Accounting Principles I	→ ACTG 251 Financial Accounting
ACCT 202 Accounting Principles II	→ ACTG 252 Managerial Accounting

Click on the displayed equivalency to view details.

Your institution's course information will display here.

Users may navigate back to the list of equivalencies by using the Back button.

◀ Back Details

This course at Indiana University of Pennsylvania-Main

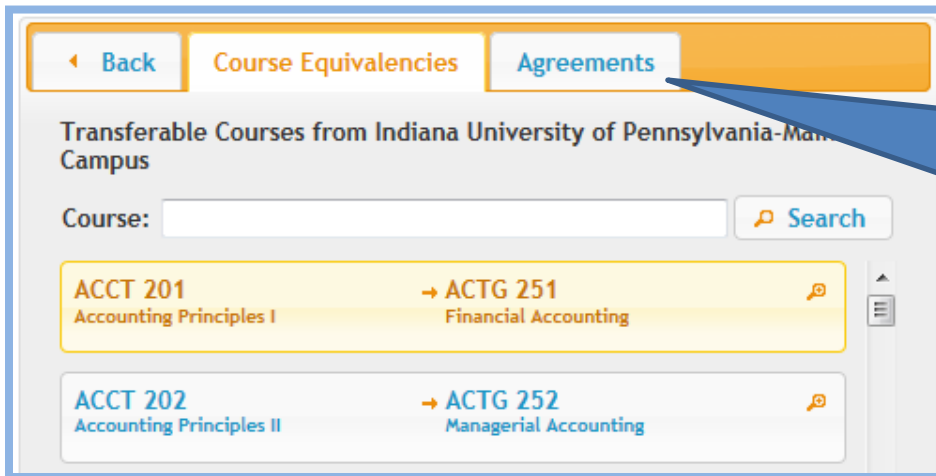
ACCT 201 - Accounting Principles I
3c-0l-3cr Prerequisite: Sophomore status (except for Accounting majors) Introduces the basic financial accounting concepts, principles, and practices applied to the preparation and interpretation of the major financial statements. Includes complete coverage of the accounting cycle which is designed to satisfy the information requirements of external decision makers. Topics covered are asset valuation, liability measurement, income determination, and equity activities. Integrated throughout is a discussion of ethical issues and considerations.
Credits: N/A
Minimum Grade:

May transfer to Clarion University of Pennsylvania as:

ACTG 251 - Financial Accounting
Examines the principles and procedures for collecting, recording, summarizing, and reporting financial information. Prerequisite: Sophomore standing only at Clarion Campus. Each semester. Fall, annually at Venango.
Credits: 3.00

The course equivalency information is displayed here.

Student View of Transfer Agreements Using the Widget



The screenshot shows the 'Agreements' tab selected in the navigation bar. Below the navigation bar, the text reads 'Transferable Courses from Indiana University of Pennsylvania-Main Campus'. There is a search bar with the label 'Course:' and a 'Search' button. Two course agreement rows are visible:

ACCT 201 Accounting Principles I	→ ACTG 251 Financial Accounting	🔍
ACCT 202 Accounting Principles II	→ ACTG 252 Managerial Accounting	🔍

Users may also view the transfer agreements by clicking on the Agreements tab after the user has selected an institution.



The screenshot shows the 'Agreements' tab selected in the navigation bar. Below the navigation bar, the text reads 'Transfer Agreements from Bucks County Community College'. Two agreement rows are visible:

General: Psychology BS / Psychology	🔍
General Education Requirements: Any Area of Study Any Degree / Any Major	🔍

In the Agreements screen, the user may view the detailed transfer agreement by clicking on its title.

Help and Support

AcademyOne provides email and telephone support Monday through Friday from 9AM-5PM EST.

Telephone	Email
(484) 318-7100	support@academyone.com